





# Industry Insight

# RENEWABLE ENERGY



# Cygnus

**Business Consulting & Research**

*Knowledge Partner for Profitable Growth*

# Industry Insight

# Renewable Energy

March 2010

**Cygnus**

Business Consulting & Research Pvt. Ltd.

*Knowledge Partner for Profitable Growth*

Plot No: 8-3-948/949, 1st Floor, Solitaire Plaza, Behind Image Hospital, Ameerpet, Hyderabad - 500 073  
Tel: +91-40-23430203-05, Fax: +91-40-23430201, E-mail: info@cygnusindia.com;  
Website: www.cygnusindia.com

**Disclaimer:** All information contained in this report has been obtained from sources believed to be accurate by **Cygnus Business Consulting & Research** (Cygnus). While reasonable care has been taken in its preparation, Cygnus makes no representation or warranty, express or implied, as to the accuracy, timeliness or completeness of any such information. The information contained herein may be changed without notice. All information should be considered solely as statements of opinion and Cygnus will not be liable for any loss incurred by users from any use of the publication or contents

## SYNOPSIS

Emission of greenhouse gases leading to climate changes is a major concern globally. India is among the top six contributors to greenhouse gas emission, though per capita emission is substantially low compared with other developed countries. Under the Kyoto Protocol's terms, industrial country parties will be obligated to limit their greenhouse gas emissions by 2008-12. India has also signed the treaty and under the protocol India focuses now to drive a clean development mechanism aimed at protecting the environment by reducing carbon emissions.

India's energy demand is increasing with the robust growth in economy. A steady forecasted growth for manufacturing sector would need more power generation in future. However, power generation through fossil fuels raises serious concern over the depleting resources and environmental pollution. In light of this concern, renewable energy is a major option in India. Apart from reducing greenhouse gases, renewable energy promotes sustainable development. Renewable energy systems can exhibit very low greenhouse gas emission per unit of electricity generated. Although renewable energy business is picking up, it's an uphill task.

The report covers solar, wind, hydel and biomass energy. It also discusses the nine major companies in these segments. Projects under various segments of renewable energy have been summarized and the related government policies and corresponding agencies and their role have been discussed. The report covers R&D in renewable energy, new technologies and the carbon credit scheme. Future outlook is also discussed. More importantly, the report has a special focus on investment opportunities in various segments of renewable energy.

The report will be useful to industry analysts, professionals, banks and other financial institutes, technology or equipment suppliers, global agencies involved in renewable energy, and global investors watching for suitable business opportunities in renewable energy in India.

**No of Pages: 135**

**No of Figures: 05**

**No of Tables: 38**

## CONTENTS

Executive Summary .....	8
Highlights .....	12
1. Overview of Renewable Energy .....	14
1.1 Significance of energy .....	14
1.2 Integrated energy policy .....	14
1.2.1 Need for an integrated energy policy .....	14
1.3 Power scenario (Grid interactive renewable power) .....	16
2. Renewable Energy in India .....	18
2.1 Role and Relevance of Renewable Energy .....	18
2.2 Segments – Hydel, Solar, Wind, Biomass, New Technologies .....	18
2.3 Key Growth Drivers .....	19
3. Solar Energy .....	21
3.1 Overview of Current Status .....	21
3.2 Technologies .....	22
3.3 Incentives by government for promotion .....	23
3.3.1 Financial Incentives .....	23
3.3.2 Fiscal Incentives .....	25
3.4 Profiles of Major Projects .....	26
3.4.1 Projects completed in recent past .....	27
3.4.2 Future Plan for Projects .....	28
3.5 Investment Opportunities .....	28
3.6 Recent Industry Activity .....	29
3.7 Major Players - a brief profile .....	29
3.7.1 Tata BP Solar .....	29
3.7.2 Photon Energy Systems .....	32
3.7.3 Anu Solar Power Pvt. Ltd. ....	32
3.8 Future outlook .....	33
4. Wind Energy .....	34
4.1 Overview of current status .....	34
4.2 Technologies .....	35
4.3 Incentives by government for promotion .....	36
4.4 Recent Industry Activity .....	40

4.5 Profiles of Major Projects.....	41
4.5.1 Major completed projects .....	41
4.5.2 Profiles of Major Past Projects .....	44
4.5.3 Major Ongoing Projects .....	46
4.5.4 Profiles of major Ongoing Projects .....	46
4.5.5 Future projects.....	48
4.6 Investment Opportunities .....	50
4.7 Profiles of Major Players.....	51
4.7.1 BF Utilities Ltd.....	51
4.7.2 Indowind Energy Limited .....	53
4.7.3 Suzlon Energy Limited .....	56
4.8 Wind Energy: Future Outlook .....	60
<b>5. Hydel Energy .....</b>	<b>61</b>
5.1 Overview of Current Status.....	61
5.2 Incentives by government for promotion.....	65
5.3 Major issues.....	66
5.4 Profiles of Major Projects.....	67
5.4.1 Projects completed in recent past .....	67
5.4.2 Projects currently being executed.....	69
5.4.3 Future Plan for Projects .....	72
5.5 Investment Opportunities .....	73
5.6 Major Players - a brief profile .....	73
5.6.1 National Hydroelectric Power Corporation Limited (NHPC) .....	73
5.6.2 Jaiprakash Hydro Power Limited .....	78
5.6.3 Tata Power Company Limited.....	80
5.7 Future Outlook.....	83
<b>6. Biomass Energy .....</b>	<b>84</b>
6.1 Overview of Current Status.....	84
6.2 Technologies in Biomass Generation .....	85
6.3 Incentives by government for promotion.....	86
6.4 Biomass projects.....	89
6.4.1 Completed projects at a glance.....	89
6.4.2 Profiles of major projects .....	90
6.4.3 Ongoing projects at a glance.....	92
6.4.4 Profiles of Major Ongoing projects .....	92
6.5 Investment Opportunities in Biomass Power .....	93

6.6 Recent Industry Activity .....	94
6.7 Profiles of Major Players.....	95
6.7.1 Clarion Power Corporation Limited & Rithwik Energy systems Limited.....	95
6.7.2 Arashi Hi-tech Bio-Power Pvt Ltd .....	96
6.7.3 10 kW Biomass Gasifier plant at Chhattisgarh .....	96
6.8 Future Outlook.....	97
7. R&D in Renewable energy and new technologies.....	98
8. Role of various Agencies in Renewable Energy .....	100
8.1 Central-Level Agencies .....	100
8.1.1 Ministry of Non-conventional Energy Sources (MNES).....	100
8.1.2 Indian Renewable Energy Development Agency Ltd. (IREDA) .....	100
8.1.3 Commission for Additional Sources of energy (CASE) .....	100
8.1.4 Solar Energy Center (SEC).....	101
8.1.5 National Institute of Renewable Energy (NIRE) .....	101
8.1.6 Centre for Wind Energy Technology (C-WET).....	101
8.2 State-Level Agencies.....	101
8.2.1 Delhi Energy Development Agency.....	102
8.2.2 Agency for Non-Conventional Energy & Rural Technology (ANERT) .....	102
8.2.3 West Bengal Renewable Energy Development Agency.....	103
8.2.4 Non-Conventional Energy Development Corporation of Andhra Pradesh Ltd., (NEDCAP).....	103
8.2.5 Tamil Nadu Energy Development Agency (TEDA) .....	103
8.2.6 Karnataka Renewable Energy Development Limited (KREDL).....	103
8.3 R&D organizations in Bio-energy Sector .....	104
8.4 Major project consultants .....	104
8.4.1 Major project consultants (Biomass).....	104
8.4.2 Major project consultants (Hydro Power Engineering) .....	105
8.4.3 Major project consultants (Wind Power).....	105
8.4.4 Major project consultants (Solar Power).....	106
9. Regulations & Policies .....	107
9.1 Regulations for setting up Power Projects using Renewable Energy.....	107
9.2 Policies for promoting Non-Conventional Energy .....	108
10. Energy related International Convention and Treaties.....	113
11. Carbon Credits Scheme .....	117
11.1 Big Market Opportunity under Carbon Credit Scheme.....	117
11.2 Carbon Emission Reduction Credits (CER).....	118

11.3 India next to China on Project Registration.....	118
11.4 CDM Drive.....	119
11.5 Outlook.....	120
<b>12. Major Issues &amp; Challenges.....</b>	<b>123</b>
12.1 Seasonal Challenges.....	123
12.2 Low Resource Availability.....	123
12.3 Lack of proper financing.....	123
12.4 Lack of Efficient supply chain.....	123
12.5 High risks for small entrepreneurs.....	124
12.6 Long-term Financial viability.....	124
12.7 Limited expertise of Rural Entrepreneurs.....	124
<b>13. Future Outlook.....</b>	<b>125</b>
<b>Annexure.....</b>	<b>126</b>
Annexure 1: Power Projects – Statutory & Non-statutory clearances.....	126
Annexure 2: Major Financial Institutions in RE Sector.....	128
Annexure 3: State-wise Wind Power Installed Capacity (MW) (Up to 31.03.2009).....	129
Annexure 4: Pattern of Central Financial Assistance (CFA) for Biomass Power and Bagasses Cogeneration Projects.....	129
Annexure 5: Five-year Plan wise development of Hydro Power Projects.....	131
Annexure 6: Details of Estimated Renewable Energy Potential & Cumulative Achievements under different Programmes (as on 31.3.2009).....	131
Annexure 7: Policies & Guidelines - References.....	132
Annexure 8: IREDA – Sector-Wise Break-up of Loan Sanctions and Disbursements (Provisional).....	132
Annexure 9: State Wise Numbers and Aggregate Capacity of Small Hydro Projects (SHP) (Up to 25 Mw) Installed & Under Implementation (As on 31.3.2009).....	133
Annexure 10: Hydro Power Projects Completed in India.....	134
Annexure 11: Hydro Power Projects Constructed on Deposit / Turnkey Basis.....	134
Annexure 12: Hydro Power Projects under Construction in India.....	134
Annexure 13: List of Abbreviations.....	135
Annexure 14: Bibliography.....	136

## **LIST OF FIGURES**

Figure 3.1: Trend of Total Turnover & Exports: FY06-FY09

Figure 5.1: Location Map for Various Hydro Power Projects under NHPC

Figure 11.1: Expected Annual CFR from Registered Projects by Host Party

Figure 11.2: Registered Projects by Country

Figure 11.3: State wise bifurcation of Approved projects (as of 1 November 2009)

## **LIST OF TABLES**

Table 1.1: New & Renewable Energy (Cumulative achievements as on 31.10.2009)

Table 3.1: Solar Energy Incentives -for General Areas

Table 3.2: Incentives for North - Eastern Region, including Sikkim

Table 3.3: Subsidies Available for Solar Thermal Systems

Table 3.4: Interest Subsidies Available for Solar Water Heating Systems

Table 3.5: Solar Energy Incentives (For Solar Photovoltaic) (as applicable during 2008-09)

Table 3.6: Details of Estimated Solar Energy Potential & Cumulative Achievements under Different Programmes (as on 31.3.2009)

Table 3.7: List of Grid Interactive Solar Photovoltaic Plants Installed in Recent Past

Table 4.1: Estimated Wind Power Potential in India

Table 4.2: Installed Capacity of Wind Energy from Year 2000-2009

Table 4.3: Wind Turbine Technologies

Table 4.4: Central Incentives for Wind Energy

Table 4.5: Financial Incentives/Subsidies: Wind Pumps and Wind Battery Chargers

Table 4.6: Financial Incentives/Subsidies available for Wind Power

Table 4.7: Policies Introduced by State Governments for Wind Power Projects (as on 31.03.2009)

Table 4.8: Major Wind Energy Projects Completed between 2007 and 2009

Table 4.9: Ongoing projects at a glance: Wind Energy

Table 5.1: Hydropower generation capacity (MW)

Table 5.2: Hydropower generation capacity (MW) (as on 31 December 2009)

Table 5.3: Hydro R&M Schemes Completed up to Xth Plan (as on 31.12.2009)

Table 5.4: Hydro R&M Schemes Planned during XIth Plan (as on 31.12.2009)

Table 5.5: Hydro R&M Schemes Programmed for XIIth Plan (as on 31.12.2009)

Table 5.6: Potential Hydro Power Locations in India

Table 5.7: Incentive for micro & mini hydel projects (March 2007)

Table 5.8: Hydel units commissioned during FY06-FY08

Table 5.9: Hydropower projects planned for 11th Plan (2007-12)

Table 5.10: Ongoing Hydroelectric projects in 11th Plan (2007-12)

Table 5.11: Projects/Power Stations completed (as on 31/07/2009)

Table 5.12: Projects under Construction (as on 31/07/2009)

Table 5.13: Projects awaiting Clearances (as on 27/11/2009)

Table 5.14: Projects under Survey and Investigation Stage

Table 5.15: Deposit Turnkey Projects (as on 27/11/2009)

Table 6.1: Interest subsidy: Bagasse Co-generation (Commercial Projects)

Table 6.2: Interest subsidy: Biomass Power

Table 6.3: Completed Biomass Projects

Table 6.4: Ongoing Biomass projects

Table 8.1: Nodal Agencies for Energy Sector in India

Table 11.1: Some of the Currently Registered Projects from India